

# DISTRIBUTION PITS

FOR UNDERGROUND SERVICE RETICULATION



[www.transnet.co.nz](http://www.transnet.co.nz)





# CONTENTS

<b>CONTENTS</b>		<b>3</b>
<b>ABOUT TRANSNET NZ LIMITED</b>		<b>4</b>
<b>THE TRANSNET DIFFERENCE</b>		<b>5</b>
WHENEVER, WHEREVER, WE'VE GOT IT - PRODUCT RANGE	5	
<b>TUDS DISTRIBUTION PIT</b>		<b>6</b>
<b>EARTH ROD INSPECTION BOX</b>		<b>8</b>
TNERIB - EARTH ROD INSPECTION BOX	8	
C2000930 - ERICO EARTH ROD INSPECTION BOX	9	
<b>FIBRE/TELCO GRADE LEVEL BOX</b>		<b>10</b>
PE9HDHK FOR FIBRE & TELECOMMUNICATIONS	10	
<b>MAINS STREET LIGHT PIT SYSTEM</b>		<b>11</b>
SUBMERSIBLE FUSED ELECTRICAL SUPPLY TO LIGHT POLES	11	
<b>ABOUT CHANNELL</b>		<b>12</b>
<b>CHANNELL PRODUCT SUMMARY</b>		<b>13</b>
THE NEW SOLUTION - BULK SERIES	13	
<b>CHANNELL APPLICATION &amp; TESTING</b>		<b>14</b>
<b>PRODUCT SELECTION GUIDE</b>		<b>15</b>
<b>BULK SERIES FEATURES</b>		<b>16</b>
<b>BULK SERIES ACCESSORIES</b>		<b>18</b>
BULK IDENTIFICATION PUCKS	18	
BULK BASE EXTENSIONS	18	
<b>COVER SETS</b>		<b>19</b>
SHIELD COVER SETS	19	
DUCTILE IRON COVER SETS	20	
INFILL COVER SETS	21	
<b>BULK 0 SERIES PITS</b>		<b>22</b>
<b>BULK 1 SERIES PITS</b>		<b>24</b>
<b>BULK 2 SERIES PITS</b>		<b>26</b>
<b>BULK 3 SERIES PITS</b>		<b>28</b>
<b>BULK 4 SERIES PITS</b>		<b>30</b>
<b>BULK 7 SERIES PITS</b>		<b>32</b>
<b>BULK 9 SERIES PITS</b>		<b>34</b>

# ABOUT TRANSNET NZ LIMITED

## TRANSNET COMPANY OVERVIEW

At TransNet we offer a large range of products to the Electrical Distribution, Transmission, Rail, OEM and Wholesale industry. We have the expertise and knowledge to assist with equipment specification as well as providing hands on service and support in the field.

With three stocking distribution facilities in Australasia, and 24hr contact, TransNet is able to offer local support and fast delivery.

TransNet is one of the largest suppliers to our industry in Australasia, offering the most diverse range of products and support. We have a switchgear workshop, an R&D workshop and a Raychem kitting room on site in our Auckland Head Office and we are well equipped to offer training and support for all our products.

At TransNet we pride ourselves on the ability to react quickly to any situation and have product to you whenever and wherever you need it. Our staff are knowledgeable and happy to help, we have a number of technical specialists in a range of product areas, all ready to assist if and when required.

As the sole New Zealand Distributor of TE Connectivity Energy products including brands such as Raychem, Utilux, AMP and Guro, we have the local and international support and expertise of one of the largest manufacturers in our business. TE Connectivity Energy has a research and development programme second to none, continuously improving existing products, while designing and testing new products to improve network reliability. We are proud to offer an extensive range of quality brands from around the globe for a holistic approach to supply in the electricity industry.



## ENVIRONMENTAL RESPONSIBILITY

TransNet takes environmental responsibility seriously and as part of our commitment to the environment we have implemented a range of policies and practices to do our part in protecting the environment. We



have achieved ISO14064-1 accreditation for quantification and reporting of GHG emissions and removals. In addition to this, we have the first and only fully functioning Micro Grid of its kind in New Zealand right here at our head office, with 150kW of solar generation and a 30kW/130kWh smart storage system, we're able to power our entire operation for most of the day.

We're already moving to reduce our impact even more by adding electric vehicles to our fleet and using our solar farm to charge them.





# THE TRANSNET DIFFERENCE

## WHENEVER, WHEREVER, WE'VE GOT IT - PRODUCT RANGE

- Almost 20 years supplying to the electrical industry
- 100% privately New Zealand owned and operated
- Three stocking locations in Australasia
- R&D workshop, Switchgear workshop & Raychem kitting room
- Extensive stock holding for superior emergency response
- Quality products sourced from reputable brands from around the world

See below for some of the product ranges we can offer your business.

<p>Asset Protection</p> 	<p>Cable Accessories</p> 	<p>Cable Management</p> 	<p>Cable Protection</p> 
<p>Circuit Protection</p> 	<p>Connectors</p> 	<p>Duct Seals &amp; Glands</p> 	<p>Earthing</p> 
<p>ECOLight LED Lights</p> 	<p>EVSE</p> 	<p>Fireproofing</p> 	<p>Hazardous Area Solutions</p> 
<p>Heatshrink</p> 	<p>Insulators</p> 	<p>Line Hardware</p> 	<p>Monitoring</p> 
<p>Personal Insulating &amp; Safety Equipment</p> 	<p>Switchgear</p> 	<p>Test &amp; Measurement</p> 	<p>Tools</p> 

# TUDS DISTRIBUTION PIT

## TUDS325S - DISTRIBUTION SERVICE PIT

TUDS offers unprecedented flexibility to the placement of distribution service demarcation points for utilities. Designed specifically for the New Zealand market, this system considers and accommodates the many challenges faced by asset owners when building and maintaining LV networks.


TUDS lids latch into place and require a tool to access them. If the latch alone is not adequate for your requirements, we have a stainless steel spring lock available, which when fitted, is operated by a special triangle access key. The spring action ensures the lid is never left “unlocked”.

### FEATURES

- No cutting of main cable – keeps resistance low and reduces amount of main cable required (no looping in & out)
- Tested to withstand 80kN downward force
- Completely submersed/ground mount – protected from impact and vandalism, space saving
- Up to 100amp fusing
- Multiple security levels available – latch and key lock
- Sturdy and UV stable – manufactured in NZ from the best materials and tested to ensure longevity
- Individual parts & complete kitsets available
- 1ph, 2ph and 3ph kits with and without mains breach joint
- Additional fuses can be added if required
- Lockable lids are available if required
- Two styles of base are available (one is NZTA approved)



Stainless Steel  
Key Operated  
Lock Available





# TUDS DISTRIBUTION PIT

## DIMENSION DRAWING



## PRODUCT SELECTION

Product Code	Product Type	Style	Description	Pit Dimensions
TUDS325S	Pit	Standard	Pit and Lid, No Lock	440x660x330
TUDS325SPITLOCKING			Pit and Lid with Stainless Steel Lock	
TUDS325SLID	Lid	Standard	Heavy Duty Lid for TUDS325S only	
TUDS325SLIDLOCKING			Heavy Duty Locking Lid for TUDS325SLOCKING	
PITLIDKIT	Pit & Lid	Standard	Pit and Lid, No Lock	440x660x330
TUDS325SLOCKING			Pit and Lid with Stainless Steel Lock	
TUDS325L		Large, Bell Bottom	Pit and Lid, No Lock	434x700x614
TUDS325LLOCKING			Pit and Lid with Stainless Steel Lock	
PIT300D1PH	No Breach Kit		Single Phase Pit Assembly	440x660x330
PIT300D2PH			Two Phase Pit Assembly	
PIT300D3PH			Three Phase Pit Assembly	
TUDS1PH70-150	Kitset	Includes Breach Kit	1 Phase TUDS Kit, 70-150mm <sup>2</sup> Main Cable	440x660x330
TUDS1PH150-185			1 Phase TUDS Kit, 150-185MM <sup>2</sup> Main Cable	
TUDS2PH70-150			2 Phase TUDS Kit, 70-150MM <sup>2</sup> Main Cable	
TUDS2PH150-185			2 Phase TUDS Kit, 150-185MM <sup>2</sup> Main Cable	
TUDS2PH240			2 Phase TUDS Kit, 240MM <sup>2</sup> Main Cable	
TUDS3PH50-70			3 Phase TUDS Kit, 50-70MM <sup>2</sup> Main Cable	
TUDS3PH70-150			3 Phase TUDS Kit, 70-150MM <sup>2</sup> Main Cable	
TUDS3PH150-185			3 Phase TUDS Kit, 150-185MM <sup>2</sup> Main Cable	
TUDS3PH240			3 Phase TUDS Kit, 240MM <sup>2</sup> Main Cable	

# EARTH ROD INSPECTION BOX

## TNERIB - EARTH ROD INSPECTION BOX

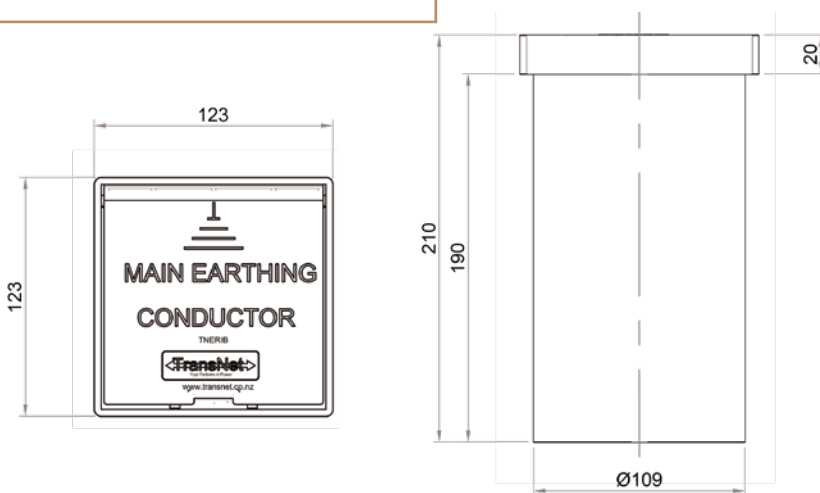
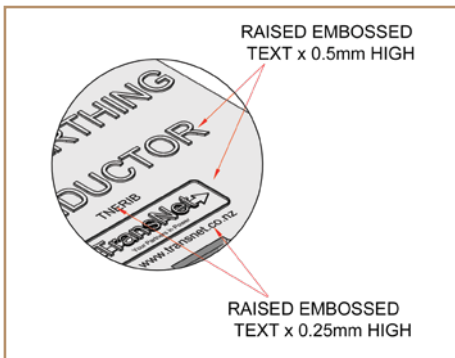


Main earth connections are an integral part of a safe installation and until recently protecting them seemed a bit of an afterthought - the main earth connection needs to be accessible but also protected to ensure the integrity of the connection isn't compromised. The main earth connection in domestic installations often ends up in garden beds or on footpaths outside the house. The best way to protect the connection, while at the same time allowing unobstructed access for later inspection, is to cover it with a purpose-built inspection box.

TransNet has engineered a product specifically for this - the TNER-IB, custom-designed inspection box with a hinged latching lid for easy access. This specially designed lid is strengthened for longevity and to enable easy installation in footpaths where it blends well with paving.

### FEATURES

- Heavy duty strengthened, hinged lid for secure placement
- Lid latches closed
- Must use tool to prise lid off
- Made from UV stabilised polypropylene
- Easy to identify with embossed lid detail
- Designed and manufactured in NZ
- Dimensions: 120mm X 120mm X 200mm tall



## PRODUCT INFORMATION

Product Code	Description	Dimensions (mm)
TNERIB	Secure, Hinged Lid, Earth Rod Inspection Box	120 x 120 x 210




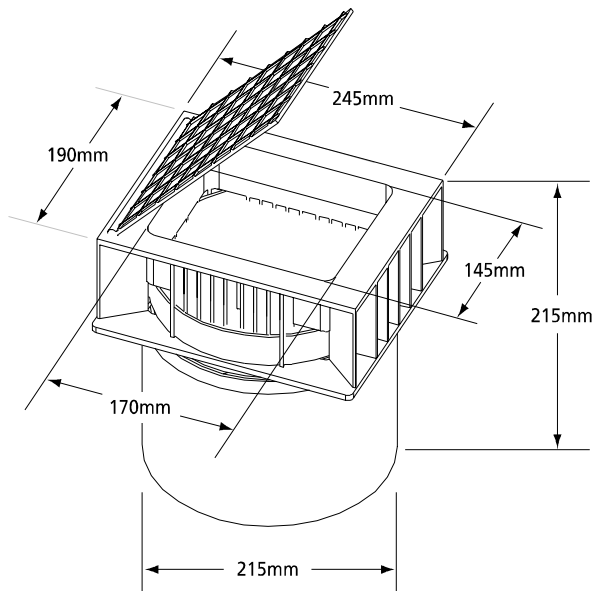
# EARTH ROD INSPECTION BOX

## C2000930 - ERICO EARTH ROD INSPECTION BOX

The ERITECH PIT03 (C2000930) offers a high level of protection for critical grounding terminations through the use of its lockable lid. Ease of maintenance of the ground termination is gained by way of the large working aperture once the lid is unlocked using the security key. Due to its lightweight robust construction the ERITECH PIT03 can withstand 5 tonnes making it ideal for installation in heavy traffic areas.

### FEATURES

- Offers a high level of protection for critical grounding terminations through the use of its lockable lid
- Easy-locking lid only opened with security key
- Ease of ground termination maintenance due to large working aperture
- Lightweight design allows easy handling, storage and transportation
- Suitable for both paving and hot tar applications
- UV-stabilized against degradation by sunlight
- Non-brittle to prevent cold weather damage
- Base designed to accommodate Grounding Busbar for Inspection Housing (545135)



Clear Identification Plates

## PRODUCT INFORMATION

Product Code	Description	External Dimensions (mm)
C2000930	Secure, Hinged Lid, Earth Rod Inspection Box	215H x 215D x 190W x 245L

# FIBRE/TELCO GRADE LEVEL BOX


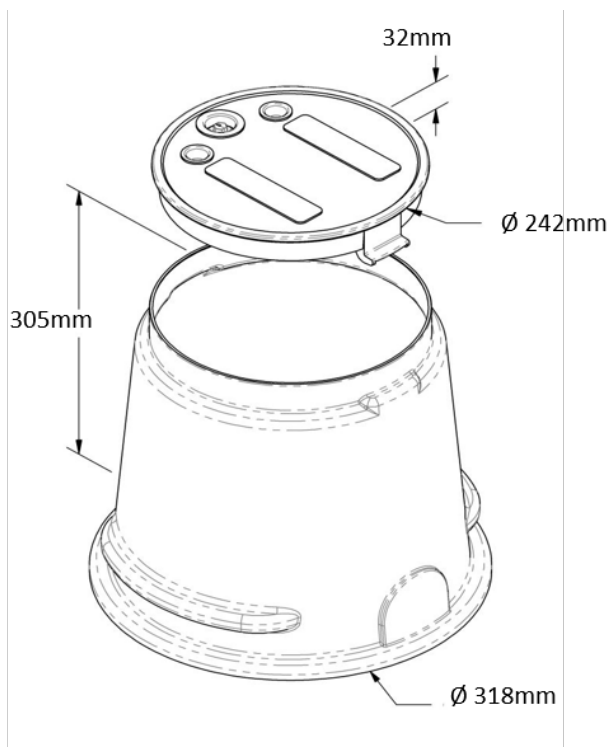
## PE9HDHK FOR FIBRE & TELECOMMUNICATIONS

Because they're so versatile, these Buried Cable Enclosure Pit are widely used in electrical, telephone and water industries. Made of high density polyethylene structural foam, this rigid enclosure is lightweight and easy to handle.

Channell have truly thought of everything, there is an option to have 'Broadband', 'Telecommunications' or a Blank labeled lid, please let us know at time of order. We can also discuss options around including your company logo (quantity dependent, but please talk to us if this is something you are interested in).

### FEATURES

- HDPE Plastic Base & Lid
- Flush insert Lid mount
- Pedestrian grade box (< 1ton loading)
- Branding or descriptive labeling available
- Volume = 75L
- L-Bolt Cover



## STANDARDS

Specification	Load Category	Performance Category	Application (Installation / Location)	GVM (kg)	Nominal Wheel Load (kg)	Design load (kN)	Test Load (kN)
AS/NZ 3996:2006	Class A	Light Duty Pedestrian Only	Non-vehicular traffic limited to pedestrians & cyclists. Areas closed to other traffic	670	335	6.7	10



# MAINS STREET LIGHT PIT SYSTEM

## SUBMERSIBLE FUSED ELECTRICAL SUPPLY TO LIGHT POLES

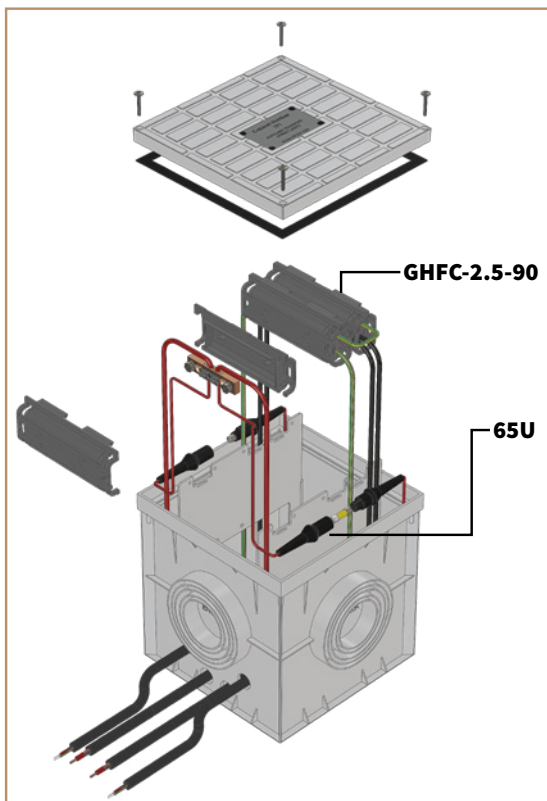


The Street light pit is a submersible cable break out system with fused supply to light poles and auxiliary items such as CCTV, WiFi, Telecom signal boosters. This pit system is approved by Auckland Transport for all Street light poles where the “Gear Door Opening size” is less than 120mm x 200mm, or where there is limited space for cable loops and multiple fused supplies within the street light pole.

Fully submersible pit system designed specifically for New Zealand applications.



As used by;



### PIT

- Dimensions: 300x300x300mm
- Colour: Grey
- Material: Polypropylene / UV Stable
- Breaking Load: 4.8kg/cm<sup>2</sup>
- Security: 4x Torx Stainless Steel Anti-tamper Screws

### ELECTRICAL

- Connections: Via 165A rated Copper Bus
- Fuse Holders: 65U Fully Submersible Fuse Carrier (Range taking 2.5mm<sup>2</sup> - 16mm<sup>2</sup>)
- Fuses: 10x38mm Barrel Type
- Sealing of Connections: Raychem Gel Enclosure (GHFC-2.5-90)
  - Easy Re-entry
  - Rugged Protection
  - Submersible

## PRODUCT INFORMATION

Product Code	Description
TNSLPITKIT	Street light Pit Kitset, two fuses - unbranded
TNATSLPITKIT	Street light Pit Kitset, two fuses - AT Asset Number/Logo (Approved AT Contractors Only)

# ABOUT CHANNELL

## CHANNELL COMPANY OVERVIEW

Channell Commercial Corp., is a fourth generation US based company which prides itself as an innovator in design and manufacturing of Outside Plant equipment for the telecommunication, broadband, power, ICT roads, water, rail, mining and cable TV industries. Established in California in 1922, Channell clients are in diverse industries and span the globe. Wherever and whenever buried or aerial cabling infrastructure is required, Channell is there.



Channell is an ISO 9002 certified company headquartered in Rockwall, Texas, USA with manufacturing, regional warehousing and sales located across the globe including, California, Texas, Canada, UK, Indonesia, Malaysia, Mexico, Australia and New Zealand.

The Channell sales force combined with in-country partners, market and sell OSP products across the globe including some of the largest telecommunications companies in the world.

Channell is a major provider of thermoplastic boxes, advanced copper connectivity, termination and distribution products as well as fibre connectivity and management systems, heatshrink and cable vaults both above and below ground.

Channell products provide peace of mind with secure and robust enclosures, chambers/hand-holes and housings ensuring reliability and protection for the most vulnerable points in an underground cable network.



## DESIGNED, MANUFACTURED AND TESTED IN THE USA

All Channell products are designed, manufactured and tested in the USA to the highest quality standards.

Manufacturing is based in Rockwall, Texas where a new state of the art facility was commissioned to accommodate the requirements of Channell's precise manufacturing processes.





# CHANNELL PRODUCT SUMMARY

## THE NEW SOLUTION - BULK SERIES

With over 90 years experience in global Outside Plant infrastructure, Channell has developed the most advanced pit and chamber technology in the world! Channell's BULK and SHIELD patented designs with the complement of SUPER BULK for roadway applications offer global users, consumer, and craft installers safety benefits never before contemplated, but critical when considering new global health and safety standards.


BULK's lightweight design increases installation efficiencies while improving overall body weight carrying load capacities versus concrete, polymer concrete, and many other body materials. Reduction of BULK's body weight protects the safety of installers while shortening installation times. Additionally, with BULK bodies, cutting ducts in the field produces no harmful dust contaminants which could lead to installer respiratory issues.

All SHIELD covers meet or exceed 15,308kg force or 150kN in strength. They never break and offer a lid weight reduction over concrete and polymer concrete of 50%, and over 70% when compared to cast iron. SHIELD's lighter weight design cover reduces craft injuries while improving health and

safety specifications.

Consumers also benefit from SHIELD's patented anti-slip design and anti-trip features. SHIELD's cover tread design raises global industry standards by offering 20% greater slip resistance when compared to concrete, polymer concrete, steel or cast iron covers. SHIELD meets and exceeds Australia AS4586 skid specification, the highest global standard in the world!

Overall, BULK's strength in combination with Channell's SHIELD covers offers a universal solution to meet and exceed every company's needs. Safety always comes first, and that's why BULK and SHIELD are tested to the highest standards available in the global market and Channell is proud to have pioneered Endurance Stress Testing (EST™) which analyzes cover fatigue in the field. EST™ provides essential data on the life expectancy of a SHIELD lid in the field and confirms its potential life expectancy. Product design, product innovation, safety attributes, and new manufacturing technology is why global customers are specifying Channell's BULK and SHIELD products for their new Outside Plant infrastructure requirements.



# CHANNELL APPLICATION & TESTING

## VERSATILITY OF A CHANNELL PIT

**ELECTRICITY SERVICE PIT** - The Channell range can accommodate service fuses. Fuses can be stacked, secured and organised for ease of re-entry.



**ELECTRICITY LINK BOX** - Link pillars are big, awkward and intrusive, using a Channell pit and teaming it with TE's Tappat Link box components, you can create an aesthetically pleasing installation with little to no visual impact on the street-scape.

**TELECOMMUNICATIONS & FIBRE** - Probably the most common use is for telecommunications and fibre installations. These pits have special features inside to assist with protecting delicate fibre optic cables.

**SEWERAGE** - With the extensive range of Channell pit sizes, these are often installed for access to sewers around municipal areas

**WATER** - Channell pits offer a great solution for the water utility contractors too, with a range of sizes to suit, these pits are secure and user friendly.

Channell Bulk pits can be modified to cater for any application. If you don't see your application listed here, please contact us to discuss a customised solution.



## RIGOROUSLY TESTED


Channell products are tested beyond all international standards across all rated classes as a complete manhole and cover assembly.

Testing is undertaken in a specialised facility and the following tests are undertaken;

- Vertical Centre Load Test
- Side Wall Load Test
- Box Lateral Side Wall Load Test

Channell Bulk pits can be installed in roadways (as long as the correct lid variant is selected for the traffic levels) without concern.

Test reports are available on request.





# PRODUCT SELECTION GUIDE

## BULK PRODUCT CODE SELECTION MATRIX

<b><u>PIT</u></b>	<b><u>SIZE</u></b>	<b><u>DEPTH</u></b> (inch)	<b><u>IDENTIFICATION DISK</u></b>	<b><u>FLOOR</u></b>
BULK	0 1 2 3 4 5 7 9	12 14 15 18 24 36 42 56	E - Electric N - Blank T - Telco W - Water S - Sewer C - Custom Disk	071 - No Floor 072 - With Floor

All pits are supplied with Shield cover, if alternative cover is required please contact us.

**Example:**

**BULK212E071** = BULK Size 2 pit, 12" deep, Electric disk, No Floor, complete with Shield cover

Standard TransNet Stock Items. All others are indent only, please contact us for availability.

Product Type	Length (mm)		Width (mm)		Depth (mm)		Volumetric (L) Working Space
	External	Internal	External	Internal	External	Internal	
BULK012"	406	305	406	305	324	305	28
BULK112"	540	432	394	254	305	261	29
BULK118"	540	432	394	254	457	413	47
BULK124"	540	432	394	254	610	566	62
BULK212"	699	565	460	324	306	256	47
BULK215"	699	565	460	324	390	340	62
BULK218"	699	565	460	324	476	424	78
BULK314"	847	749	552	419	359	309	97
BULK318"	847	749	552	419	547	497	156
BULK324"	847	749	552	419	608	558	175
BULK414"	1036	873	731	578	386	309	156
BULK418"	1036	873	731	578	458	381	192
BULK424"	1036	873	731	578	610	533	269
BULK436"	1036	873	731	578	914	837	422
BULK724"	1333	1212	883	764	610	560	519
BULK736"	1333	1212	883	764	914	865	801
BULK942"	2065	1910	1061	913	1066	991	1728
BULK956"	2065	1910	1061	913	1439	1364	2379

# BULK SERIES FEATURES

## STANDARD FEATURES



Anti-Slip Tread Design



Anti-Trip Cover



Recessed Lifting Pin with Cover




L-Bolt Security System (SHIELD Cover Shown)




Flush Mounted Sidewall Racks \*



Mounting Studs \*



Winterised Cable Drop Side \*\*



4 Lifting Points\*\*\*



8 Multiple Conduit Points at Each End \*\*\*



Logo Puck  
- Electricity, - Water, -  
Telco, - Sewer




OPTIONAL FEATURES



Non-Seizing Bolt System  
Allows Field Replacement



Marker Locator Device



Change to GELPORT  
bracket \*



Step Bracket  
with Wedge \*



Swing-Arm with Butterfly  
Mounting Plate \*



Submersible Fuse Carrier



Submersible Connector



Submersible Fuse Carrier

**NOTES:**

- \* Not available in BULK0
- \*\* Not available in BULK0, BULK1 or BULK2
- \*\*\* Only available in BULK9

# BULK SERIES ACCESSORIES

## BULK IDENTIFICATION PUCKS

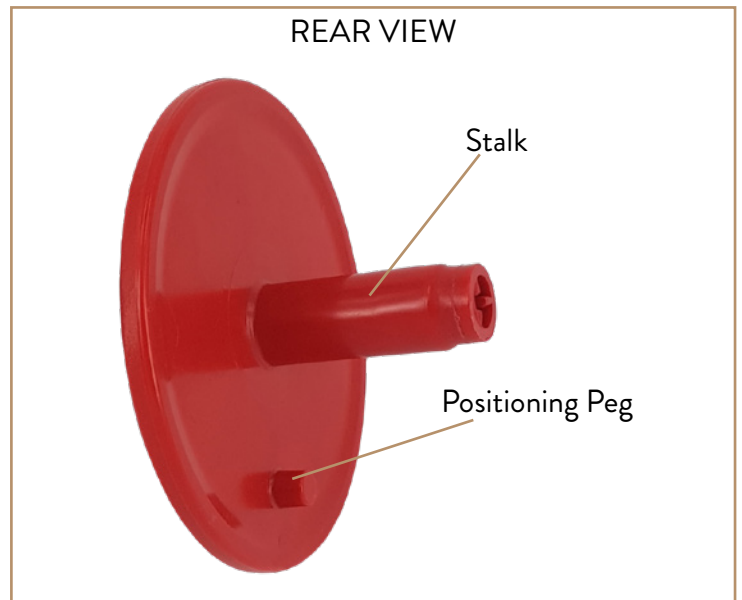


\*Custom disks are available, MOQ's apply, please contact us for more information regarding custom identification disks.

### KEY FEATURES

- Colour & Text variants for fast, easy identification

Cat No.	Colour	Information
BULK-DISK-E	ORANGE	ELECTRICITY
BULK-DISK-T	GREY	TELECOMMUNICATIONS
BULK-DISK-N	GREY	'BLANK'
BULK-DISK-S	RED	SEWER
BULK-DISK-W	BLUE	WATER
*BULK-DISK-C	GREY	'CUSTOM'



## BULK BASE EXTENSIONS



Base extensions for BULK3 and BULK4 pits. If base extensions are required for other BULK pits, please contact us.

Cat No.	Description
BULKA1730-EXT10	BULK3 (1730) EXTENSION
BULKA2436-EXT10	BULK4 (2436) EXTENSION



# BULK SERIES COVER SETS

## SHIELD COVER SETS



SHIELD covers are designed to never break! They offer a lid weight reduction of 50% over concrete and polymer concrete, and over 70% when compared to cast iron. SHIELD's lighter weight design cover reduces craft injuries while improving health and safety specifications. Consumers also benefit from SHIELD's patented anti-slip design and anti-trip features. SHIELD's cover tread design offers 20% greater slip resistance when compared to concrete, polymer concrete, steel or cast iron covers. SHIELD meets and exceeds Australia AS4586 skid specification, the highest global standard in the world!

### FEATURES

- EST™ (Endurance Stress Testing) 3 Million Cycles
- Designed to meet or exceed:  
150kN = 15 tnf (Tons-force)
- Telecordia GR-902-CORE
- Western Underground Committee Guide 3.6
- ANSI/SCTE 77 2013-TIER 22
- EN124 Class B125



## SHIELD COVER SET STANDARDS

SHIELD cover sets comply to the following standards

SPECIFICATION	LOAD CATEGORY	PERFORMANCE CATEGORY	APPLICATION (Installation / Location)	GVM (kg)	Nominal Wheel Load (kg)	Design load (kN)	Test Load (kN)
AS/NZ 3996:2006	Class A	Light Duty Pedestrian Only	Non-vehicular traffic limited to pedestrians & cyclists. Areas closed to other traffic	670	335	6.7	10
AS/NZ 3996:2006	Class B	Medium Duty Non-Deliberate (Incidental) Traffic	Areas where vehicular traffic is limited to footways and light tractor paths or livestock	5,300	2,650	53	80
AS/NZ 3996:2006	Class C	Heavy Duty Deliberate Traffic	Areas open to slow moving vehicular traffic including commercial vehicles	10,000	5,000	100	150

# BULK SERIES COVER SETS

## DUCTILE IRON COVER SETS

### FEATURES

- DUCTILE IRON Covers and Vaults designed to work in : “Deliberate Traffic” - carriageway applications
- Designed to meet or exceed 250kN = 25 tnf (Tons-force) (actual meets EN124 Class C250 : 250 kN)
- Endurance Stress Test (EST) D.I Covers exceeds **several hundred million** cycles of design loads without failure.
- Anti Skid Tread Pattern that meets or exceeds industry standards for the cast iron industry
- Specialised locks for high security
- Galvanized steel welded frame, Reo Steel kitsets, designed to support loads applied to Ductile Iron cover which are certified to exceed 275 kN.



### SUPERBULK Ductile Iron Cover Sizes:

- SUPERBULK 3 - 1730 by 24” = 1 piece iron cover
- SUPERBULK 4 - 2436 by 24” = 2 piece iron cover
- SUPERBULK 6 - 2476 by 36” = 4 piece iron cover
- SUPERBULK 7 - 3048 by 36” = 3 piece iron cover



## DUCTILE IRON COVER SET STANDARDS

DUCTILE IRON cover sets comply to the following standards

SPECIFICATION	LOAD CATEGORY	PERFORMANCE CATEGORY	APPLICATION (Installation / Location)	GVM (kg)	Nominal Wheel Load (kg)	Design load (kN)	Test Load (kN)
AS/NZ 3996:2006	Class A	Light Duty Pedestrian Only	Non-vehicular traffic limited to pedestrians & cyclists. Areas closed to other traffic	670	335	6.7	10
AS/NZ 3996:2006	Class B	Medium Duty Non-Deliberate (Incidental) Traffic	Areas where vehicular traffic is limited to footways and light tractor paths or livestock	5,300	2,650	53	80
AS/NZ 3996:2006	Class C	Heavy Duty Deliberate Traffic	Areas open to slow moving vehicular traffic including commercial vehicles	10,000	5,000	100	150
AS/NZ 3996:2006	Class D	Heavy Duty Deliberate Traffic	Areas open to commercial traffic. Carriageways of roads	>14,000	7,000	140	210



# BULK SERIES COVER SETS

## INFILL COVER SETS



### FEATURES

- INFILL Covers and Vaults designed to work in : “Deliberate Traffic” - slow moving vehicular applications
- Designed to meet or exceed: 150kN = 15 tnf (Tons-force)
- Constructed of hot dipped galvanised steel
- Where aesthetics really matters - the Channel Infill covers blend in with the existing pavement texture.



## INFILL COVER SET STANDARDS

INFILL cover sets comply to the following standards

SPECIFICATION	LOAD CATEGORY	PERFORMANCE CATEGORY	APPLICATION (Installation / Location)	GVM (kg)	Nominal Wheel Load (kg)	Design load (kN)	Test Load (kN)
AS/NZ 3996:2006	Class A	Light Duty Pedestrian Only	Non-vehicular traffic limited to pedestrians & cyclists. Areas closed to other traffic	670	335	6.7	10
AS/NZ 3996:2006	Class B	Medium Duty Non-Deliberate (Incidental) Traffic	Areas where vehicular traffic is limited to footways and light tractor paths or livestock	5,300	2,650	53	80
AS/NZ 3996:2006	Class C	Heavy Duty Deliberate Traffic	Areas open to slow moving vehicular traffic including commercial vehicles	10,000	5,000	100	150



# BULK O SERIES PITS

## TECHNICAL SPECIFICATIONS

### FEATURES

- Upgradeable
- Lightweight/Strong (TIER 15)
- Patented Anti-Slip Technology
- Anti-Seize Bolt Technology
- Industry Leader in Anti-Trip Hazard Prevention
- Superior Fatigue Resistance (EST)<sup>™</sup>
- Vertical and Horizontal Rib Design
- Reduced Installation Cost
- Highest Load Rating to Weight Ratio in the Industry

### TESTING CRITERIA

#### Covers meet or exceed:

- EST<sup>™</sup> 3 Million Cycles
- Telecordia GR-902-CORE
- Western Underground Committee Guide 3.6
- ANSI/SCTE 77 2013-TIER 15
- EN124 Class B125

#### Bodies meet or exceed:

- Telecordia GR-902-CORE
- Western Underground Committee Guide 3.6
- ANSI/SCTE 77 2013-TIER 15
- EN 124 Class B125/C250
- ASTM-457
- AASHTO M-306 (H-20/25)
- AS3996-Class B



12"/305mm  
depth

## PRODUCT STYLES

All pits are supplied with SHIELD cover as standard, if alternative cover is required please contact us.



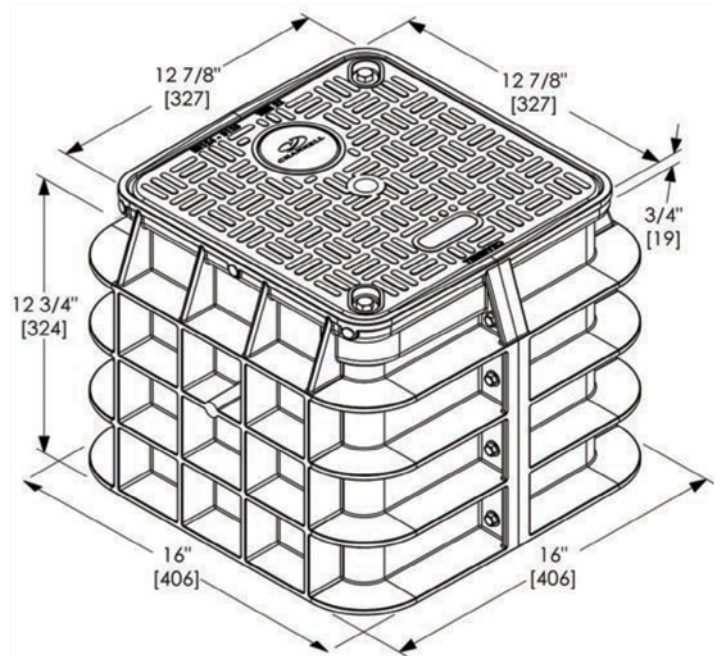
**BULK Vault Body**  
Heavy Duty



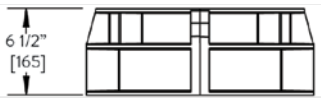
**Composite Cover**  
Heavy Duty

# BULK 0 SERIES PITS

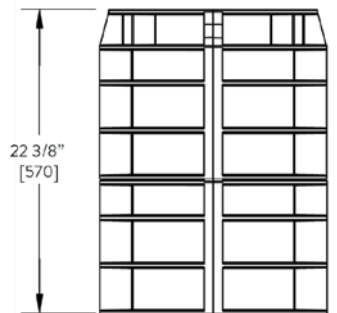
## DIMENSION DRAWING



### ADDITIONAL BODY DEPTHS



15 lbs [7 kg]



32 lbs [14.5 kg]

Cover Weight = 3.6kg  
 Pit Weight = 5kg  
 Assembled Weight = 8.6kg

## PRODUCT DIMENSIONS

Standard TransNet Stock Items

Product Type	Length (mm)		Width (mm)		Depth (mm)		Volumetric (L) Working Space
	External	Internal	External	Internal	External	Internal	
BULK012"	406	305	406	305	324	305	28

# BULK 1 SERIES PITS

## TECHNICAL SPECIFICATIONS

### FEATURES

- Lightweight/Strong (TIER 22)
- Patented Anti-Slip Technology
- Anti-Seize Bolt Technology
- Industry Leader in Anti-Trip Hazard Prevention
- Superior Fatigue Resistance (EST)<sup>™</sup>
- Vertical and Horizontal Rib Design
- Embedded Vertical Racking
- Reduced Installation Cost
- Highest Load Rating to Weight Ratio in the Industry

### TESTING CRITERIA

#### Covers meet or exceed:

- EST<sup>™</sup> 3 Million Cycles
- Telecordia GR-902-CORE
- Western Underground Committee Guide 3.6
- ANSI/SCTE 77 2013-TIER 22
- EN124 Class B125

#### Bodies meet or exceed:

- Telecordia GR-902-CORE
- Western Underground Committee Guide 3.6
- ANSI/SCTE 77 2013-TIER 22
- EN 124 Class B125



18"/457mm  
depth

---

## PRODUCT STYLES

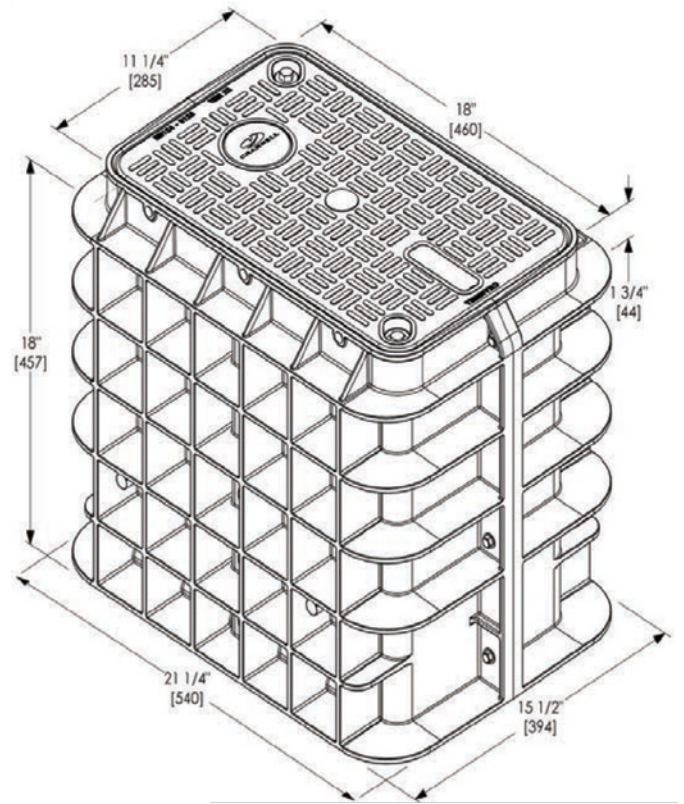
All pits are supplied with SHIELD cover as standard, if alternative cover is required please contact us.



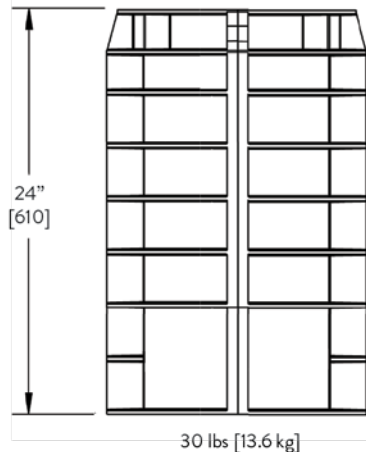
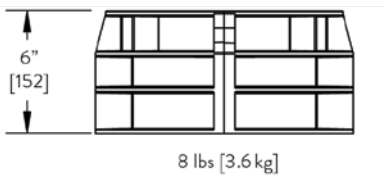
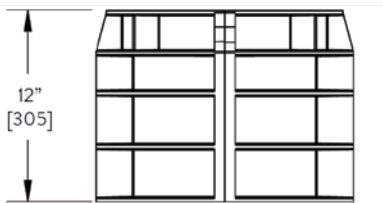


# BULK 1 SERIES PITS

## DIMENSION DRAWING



### ADDITIONAL BODY DEPTHS



Cover Weight = 5kg  
 Pit Weight = 10kg  
 Assembled Weight = 15kg

## PRODUCT DIMENSIONS

Standard TransNet Stock Items. All others are indent only, please contact us for availability.

Product Type	Length (mm)		Width (mm)		Depth (mm)		Volumetric (L) Working Space
	External	Internal	External	Internal	External	Internal	
BULK112"	540	432	394	254	305	261	29
BULK118"	540	432	394	254	457	413	47
BULK124"	540	432	394	254	610	566	62

# BULK 2 SERIES PITS

## TECHNICAL SPECIFICATIONS

### FEATURES

- Upgradeable
- Lightweight/Strong (TIER 22)
- Patented Anti-Slip Technology
- Anti-Seize Bolt Technology
- Industry Leader in Anti-Trip Hazard Prevention
- Highest Load Rating to Weight Ratio in the Industry
- Superior Fatigue Resistance (EST)<sup>™</sup>
- Vertical and Horizontal Rib Design
- Embedded Vertical Racking
- Reduced Installation Cost

### TESTING CRITERIA

#### Covers meet or exceed:

- EST<sup>™</sup> 3 Million Cycles
- Telecordia GR-902-CORE
- Western Underground Committee Guide 3.6
- ANSI/SCTE 77 2013-TIER 22
- EN124 Class B125

#### Bodies meet or exceed:

- Telecordia GR-902-CORE
- Western Underground Committee Guide 3.6
- ANSI/SCTE 77 2013-TIER 22
- EN 124 Class B125/C250
- ASTM-457
- AASHTO M-306 (H-20/25)
- AS3996-Class B/C

24"/610mm  
depth



15"/381mm  
depth

## PRODUCT STYLES

All pits are supplied with SHIELD cover as standard, if alternative cover is required please contact us.



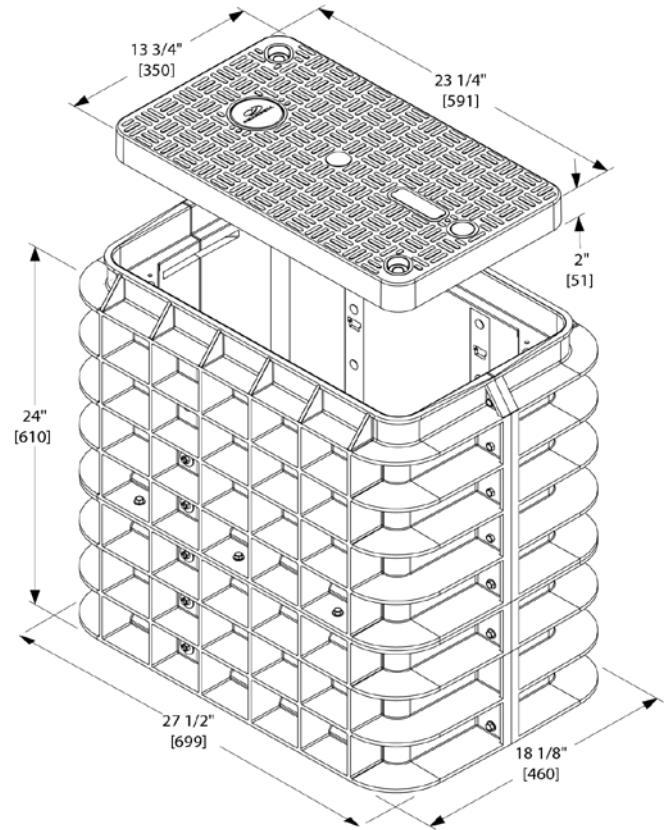
**BULK Vault Body**  
Heavy Duty



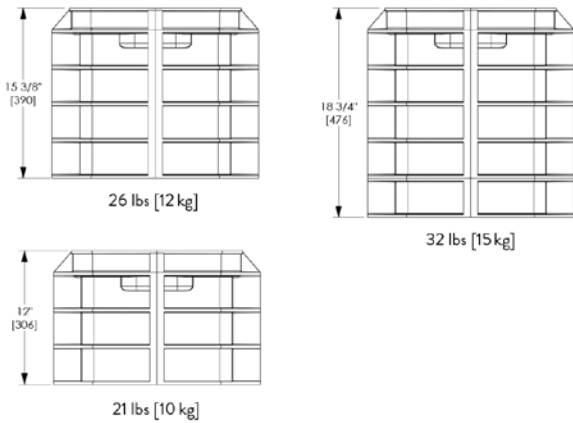
**Composite Cover**  
Heavy Duty

# BULK 2 SERIES PITS

## DIMENSION DRAWING



### ADDITIONAL BODY DEPTHS



Cover Weight = 7kg  
 Pit Weight = 19kg  
 Assembled Weight = 26kg

## PRODUCT DIMENSIONS

Standard TransNet Stock Items. All others are indent only, please contact us for availability.

Product Type	Length (mm)		Width (mm)		Depth (mm)		Volumetric (L) Working Space
	External	Internal	External	Internal	External	Internal	
BULK212"	699	565	460	324	306	256	47
BULK215"	699	565	460	324	390	340	62
BULK218"	699	565	460	324	476	424	78



# BULK 3 SERIES PITS

## TECHNICAL SPECIFICATIONS

### FEATURES

- Upgradeable
- Lightweight/Strong (TIER 22)
- Patented Anti-Slip Technology
- Anti-Seize Bolt Technology
- Industry Leader in Anti-Trip Hazard Prevention
- Superior Fatigue Resistance (EST)<sup>™</sup>
- Vertical and Horizontal Rib Design
- Embedded Vertical Racking
- Reduced Installation Cost
- Highest Load Rating to Weight Ratio in the Industry

24"/608mm  
depth

### TESTING CRITERIA

#### Covers meet or exceed:

- EST<sup>™</sup> 3 Million Cycles
- Telecordia GR-902-CORE
- Western Underground Committee Guide 3.6
- ANSI/SCTE 77 2013-TIER 22
- EN124 Class B125

#### Bodies meet or exceed:

- Telecordia GR-902-CORE
- Western Underground Committee Guide 3.6
- ANSI/SCTE 77 2013-TIER 22
- EN 124 Class B125/C250
- ASTM-457
- AASHTO M-306 (H-20/25)
- AS3996-Class B/C



18"/457mm  
depth

## PRODUCT STYLES

All pits are supplied with SHIELD cover as standard, if alternative cover is required please contact us.



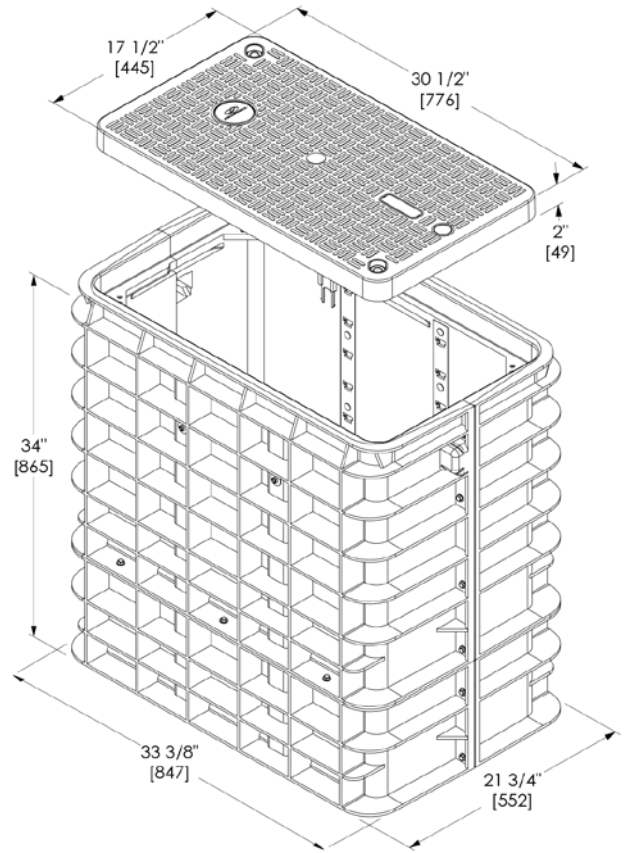
**BULK Vault Body**  
Heavy Duty



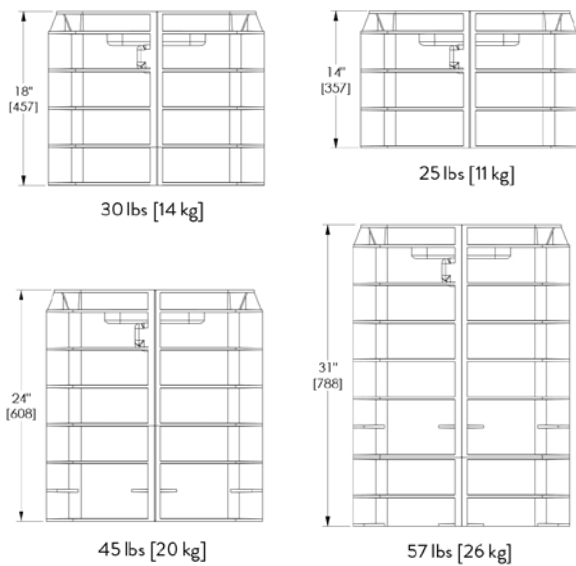
**Composite Cover**  
Heavy Duty

# BULK 3 SERIES PITS

## DIMENSION DRAWING



### ADDITIONAL BODY DEPTHS



Cover Weight = 12kg  
 Pit Weight = 29kg  
 Assembled Weight = 41kg

## PRODUCT DIMENSIONS

Standard TransNet Stock Items. All others are indent only, please contact us for availability.

Product Type	Length (mm)		Width (mm)		Depth (mm)		Volumetric (L)
	External	Internal	External	Internal	External	Internal	Working Space
BULK314"	847	749	552	419	359	309	97
BULK318"	847	749	552	419	547	497	156
BULK324"	847	749	552	419	608	558	175

# BULK 4 SERIES PITS

## TECHNICAL SPECIFICATIONS

### FEATURES

- Upgradeable
- Lightweight/Strong (TIER 22)
- Patented Anti-Slip Technology
- Anti-Seize Bolt Technology
- Industry Leader in Anti-Trip Hazard Prevent
- Highest Load to Weight Ratio in the Industry
- Superior Fatigue Resistance (EST)<sup>™</sup>
- Vertical and Horizontal Rib Design
- Embedded Vertical Racking
- Reduced Installation Cost

### TESTING CRITERIA

#### Covers meet or exceed:

- EST<sup>™</sup> 3 Million Cycles
- Telecordia GR-902-CORE
- Western Underground Committee Guide 3.6
- ANSI/SCTE 77 2013-TIER 22
- EN124 Class B125

#### Bodies meet or exceed:

- Telecordia GR-902-CORE
- Western Underground Committee Guide 3.6
- ANSI/SCTE 77 2013-TIER 22
- EN 124 Class B125/C250
- AASHTO M-306 (H-20/25)
- ASTM-457
- AS3996-Class B/C



## PRODUCT STYLES

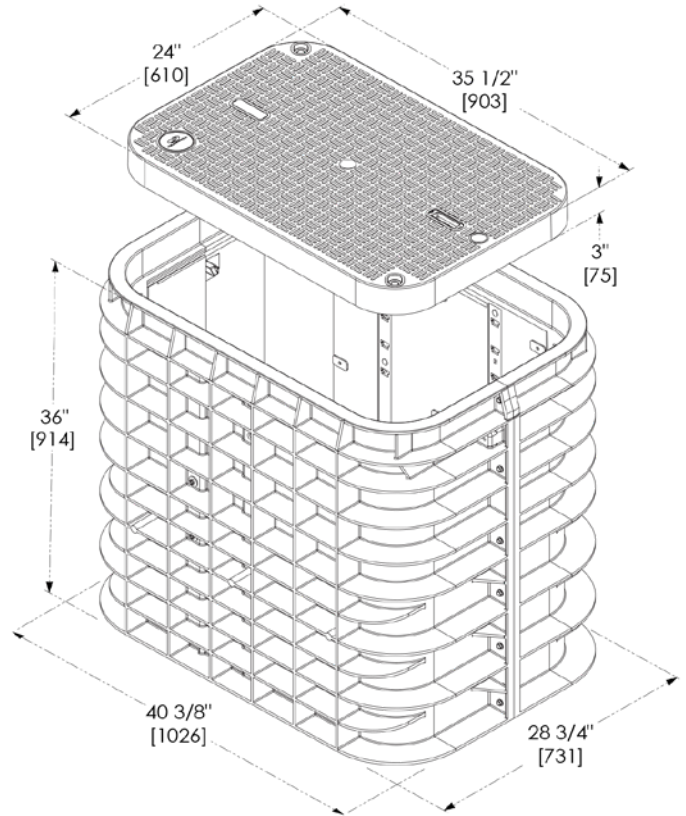
All pits are supplied with SHIELD cover as standard, if alternative cover is required please contact us.



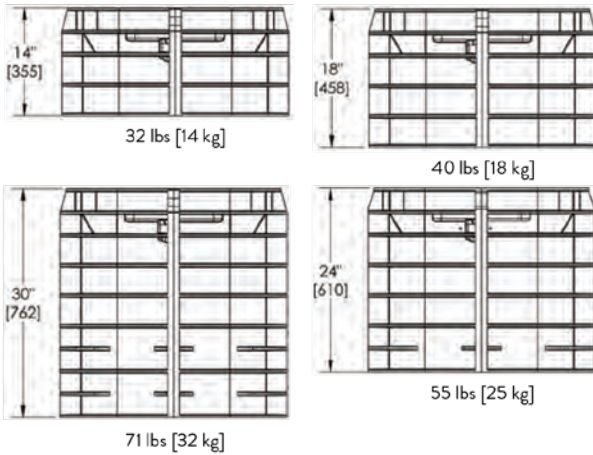


# BULK 4 SERIES PITS

## DIMENSION DRAWING



### ADDITIONAL BODY DEPTHS



Cover Weight = 23kg  
 Pit Weight = 37kg  
 Assembled Weight = 60kg

## PRODUCT DIMENSIONS

Standard TransNet Stock Items. All others are indent only, please contact us for availability.

Product Type	Length (mm)		Width (mm)		Depth (mm)		Volumetric (L) Working Space
	External	Internal	External	Internal	External	Internal	
BULK414"	1036	873	731	578	386	309	156
BULK418"	1036	873	731	578	458	381	192
BULK424"	1036	873	731	578	610	533	269
BULK436"	1036	873	731	578	914	837	422

# BULK 7 SERIES PITS

## TECHNICAL SPECIFICATIONS

### FEATURES

- Upgradeable
- Lightweight/Strong (TIER 22)
- Patented Anti-Slip Technology
- Anti-Seize Bolt Technology
- Industry Leader in Anti-Trip Hazard Prevention
- Superior Fatigue Resistance (EST)<sup>™</sup>
- Vertical and Horizontal Rib Design
- Embedded Vertical Racking
- Reduced Installation Cost
- Highest Load Rating to Weight Ratio in the Industry

### TESTING CRITERIA

#### Covers meet or exceed:

- EST<sup>™</sup> 3 Million Cycles
- Telecordia GR-902-CORE
- Western Underground Committee Guide 3.6
- ANSI/SCTE 77 2013-TIER 22
- EN124 Class B125

#### Bodies meet or exceed:

- Telecordia GR-902-CORE
- Western Underground Committee Guide 3.6
- ANSI/SCTE 77 2013-TIER 22
- EN 124 Class B125/C250
- ASTM-457
- AASHTO M-306 (H-20/25)
- AS3996-Class B/C



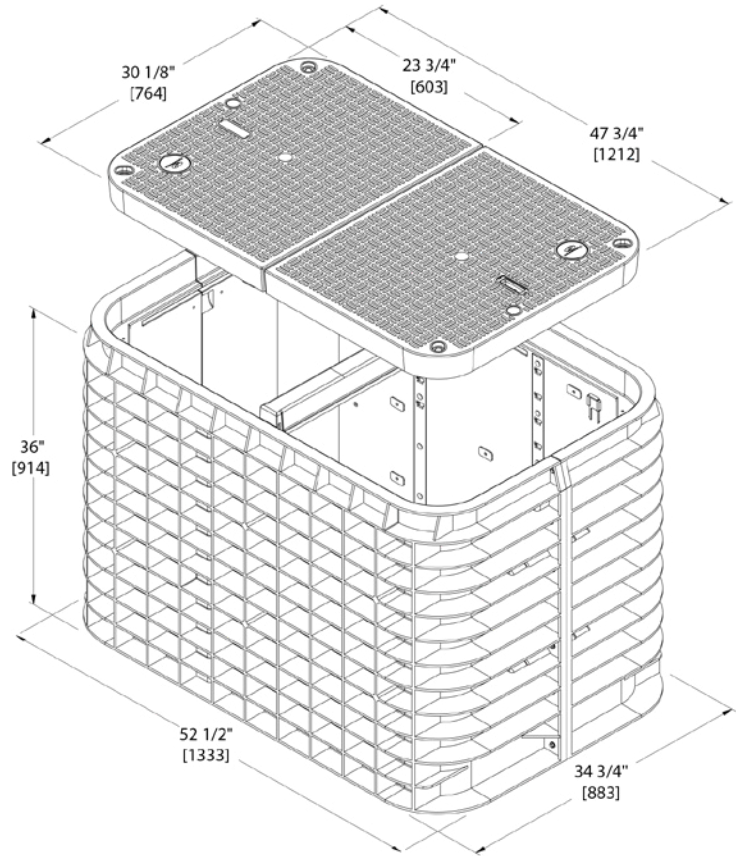
## PRODUCT STYLES

All pits are supplied with SHIELD cover as standard, if alternative cover is required please contact us.

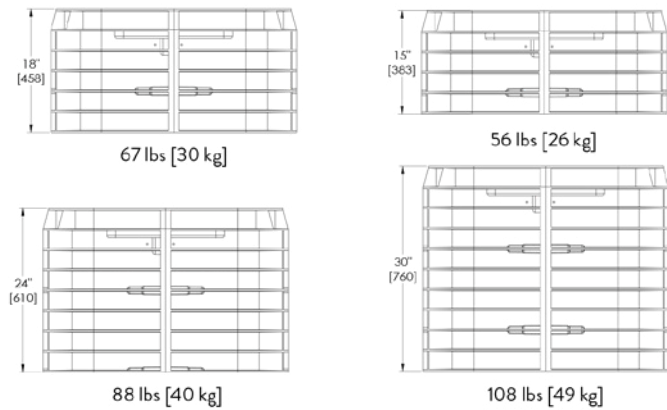


# BULK 7 SERIES PITS

## DIMENSION DRAWING



### ADDITIONAL BODY DEPTHS



Cover Weight = 23kg

Pit Weight = 59kg

Assembled Weight = 105kg

## PRODUCT DIMENSIONS

BULK7 products are available by indent only, can be stocked by arrangement, please contact us for details

Product Type	Length (mm)		Width (mm)		Depth (mm)		Volumetric (L)
	External	Internal	External	Internal	External	Internal	Working Space
BULK724"	1333	1212	883	764	610	560	519
BULK736"	1333	1212	883	764	914	865	801



# BULK 9 SERIES PITS

## TECHNICAL SPECIFICATIONS

### FEATURES

- Upgradeable
- Lightweight/Strong (TIER 22)
- Patented Anti-Slip Technology
- Anti-Seize Bolt Technology
- Industry Leader in Anti-Trip Hazard Prevention
- Superior Fatigue Resistance (EST)<sup>™</sup>
- Vertical and Horizontal Rib Design
- Embedded Vertical Racking
- Reduced Installation Cost
- Highest Load Rating to Weight Ratio in the Industry

### TESTING CRITERIA

#### Covers meet or exceed:

- EST<sup>™</sup> 3 Million Cycles
- Telecordia GR-902-CORE
- Western Underground Committee Guide 3.6
- ANSI/SCTE 77 2013-TIER 22
- EN124 Class B125

#### Bodies meet or exceed:

- Telecordia GR-902-CORE
- Western Underground Committee Guide 3.6
- ANSI/SCTE 77 2013-TIER 22
- EN 124 Class B125/C250
- ASTM-457
- AASHTO M-306 (H-20/25)
- AS3996-Class B/C

42"/1067mm depth



36"/914mm depth

## PRODUCT STYLES

All pits are supplied with SHIELD cover as standard, if alternative cover is required please contact us.



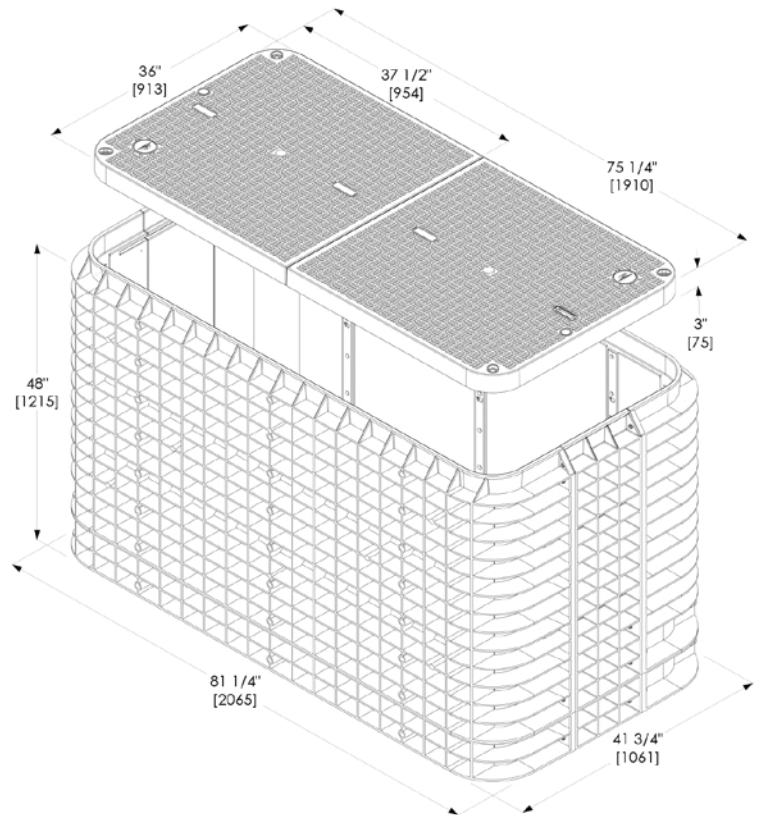
**BULK Vault Body**  
Heavy Duty



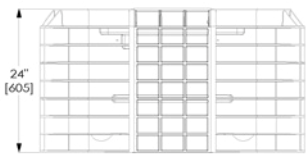
**Composite Cover**  
Heavy Duty

# BULK 9 SERIES PITS

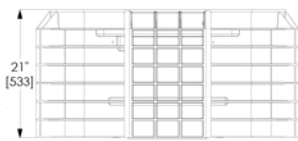
## DIMENSION DRAWING



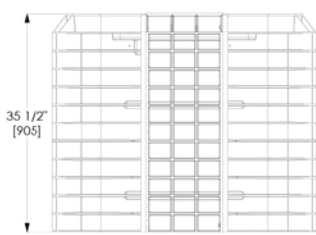
## ADDITIONAL BODY DEPTHS



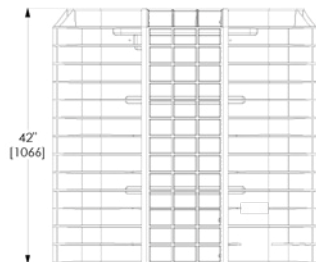
188 lbs [85 kg]



166 lbs [75 kg]



275 lbs [125 kg]



319 lbs [145 kg]

Cover Weight = 40kg  
 Pit Weight = 165kg  
 Assembled Weight = 245kg

## PRODUCT DIMENSIONS

BULK9 products are available by indent only, can be stocked by arrangement, please contact us for details

Product Type	Length (mm)		Width (mm)		Depth (mm)		Volumetric (L) Working Space
	External	Internal	External	Internal	External	Internal	
BULK942"	2065	1910	1061	913	1066	991	1728
BULK956"	2065	1910	1061	913	1439	1364	2379





TransNet NZ Ltd has made every reasonable effort to ensure the accuracy of this information and it is to the best of our knowledge correct and reliable. Under no circumstances does this constitute an assurance of any particular quality or performance and users should independently evaluate the suitability of products for their desired application. All information in this publication including pricing, drawings, illustrations, images and graphic designs are reflections of our current understanding. TransNet NZ Ltd reserves the right to make any adjustment to this information at any time. Our liability for the products outlined in this publication is set forth in our standard terms and conditions of trade. In case of any potential ambiguities or questions, please contact us for clarification.



**TRANSNET NEW ZEALAND LTD**



0800 442 182 +64 9 274 3340 sales@transnet.co.nz

**Auckland**

78 Cryers Road  
East Tamaki  
Auckland  
NEW ZEALAND  
Ph 0800 442 182  
Fax 0800 442 183  
PO Box 39 383  
Howick, Auckland  
NEW ZEALAND

**Wellington**

10 Petone Ave  
Petone  
Wellington  
NEW ZEALAND  
Ph 04 576 2530  
Fax 04 576 0040  
PO Box 39 383  
Howick, Auckland

**TRANSNET TONGA**

**Tonga**  
Lakalakaimonu Multi Utility Complex  
Taufa'ahau Road, Poutaha  
Nuku'alofa  
TONGA  
Ph +67 627 939  
Fax +67 627 976  
PO Box 2932  
Nukualofa  
transnet@kalianet.to



[www.transnet.co.nz](http://www.transnet.co.nz)

Edition: 001-12/18